




HOW TO DRAW DANDY THE DANDELION SEED


©2004 GO NATURAL STUDIOS LLC.
RUSTLETHELEAF.COM

- ① I START DANDY WITH THIS WEIRD LITTLE SHAPE.




SORT OF LIKE A HALF-BALL WITH THE BOTTOM CHEWED OFF.

- ② THEN, I "FUZZY" UP THE SIDES



DON'T WORRY ABOUT CONNECTING ALL THE LINES. --BROKEN ONES MAKE HIM MORE FUZZY LOOKING.

- ③ ADD DANDY'S STEM AND SEED POD. SHADE UNDER HIS CHIN.



- ④ LOCATE DANDY'S EYES A LITTLE FURTHER THAN HALFWAY DOWN HIS HEAD. LOCATE MOUTH DIRECTLY UNDER HIS EYES.

