



Lesson Plan 120105

3 Holiday Projects (Target: Grades 1-4)

Objectives:

1. Introduce students to the concept of reusing and recycling everyday materials.
2. Provide a creative environment in which students can make holiday-oriented decorations and giftwrapping.
3. Challenge students to participate in civic activity by writing a letter to an environmental, political or corporate decision-maker.

Materials/Sources:

1. Project 1: "Rustle & Friends Ornaments" handout, poster board or thin corrugated cardboard, crayons or nontoxic markers, white school glue, safety scissors.
2. Project 2: "Rustle the Leaf Gift Bag Art" handouts, kraft (unbleached) small gift bags (you can find them in bundles at your local craft store: 1 per student), crayons or nontoxic markers, white school glue, safety scissors. Also, if you plan ahead, ask the students to bring some items from home that can be glued to their bags: bows, ribbon, cotton balls, twine, etc.
3. Project 3: "Rustle the Leaf Letters to Leaders" handout, writing paper, pencils, markers or crayons.

Methods:

1. For projects 1 and 2, hand out printed copies of the Rustle the Leaf artwork, as well as the bags, poster board or corrugated cardboard, and the art supplies required for coloring, cutting and gluing. For the ornaments, have students color and cut out each ornament, then trace the outline of the ornament onto poster board or cardboard. Have them cut the posterboard to the shape of the ornament, then glue the colored ornament onto the cut poster board or corrugated. For the gift bags, have students color and cut out some of the different pieces of artwork, and then glue them to the gift bag. Once dry, the ornaments and gift bags can be taken home, where they can become part of their family holiday tradition. Each of these projects should take approximately 20-30 minutes, depending on class size and materials available.
2. For project 3, read each of the three "Letters to Leaders" to the students, and let them choose the leader to whom they would like to write. Hand out printed copies of the example letters, writing paper and pencils, asking each student to write one of the three letters, filling in their name and school information. This project should take approximately 20-30 minutes.

Once students have finished, separate the letters and put them in three envelopes, addressed to the appropriate leader. Let students watch you add the postage, and tell them you'll mail the envelopes later that day.

Additional Lesson Information:

Other "Green" Holiday Ideas

As the students are working on their art projects, here are some "Green" holiday ideas that you can share. You might print them out on the back of the "Letters to Leaders" handout and encourage students to take the ideas home to their families:

"Green" Gift and Shopping Ideas:

- Environmentally-smart gifts include homemade cookies, bread or jams, a potted plant or a potted tree.
- Give gifts that don't create any waste at all: concert or movie tickets, dinner at a restaurant, or an IOU to help rake leaves or repair a leaky faucet.
- Give gifts that get "used up": candles, soap, or seeds for next year's garden.
- If you go out shopping, bring your own tote bags and avoid coming home with an armload of plastic bags holding just one item.


"Green" Giftwrapping:

- If every American family wrapped just 3 presents in re-used materials, it would save enough paper to cover 45,000 football fields.
- Save bows from other gifts and reuse them next year.
- Make stencils or cut pictures from holiday cards and paste them onto a plain brown paper bag or box.
- Cut up last year's holiday cards for gift tags.
- Wrap gifts in scarves, handkerchiefs or bandannas.
- Wrap gifts in old posters and maps.
- Wrap gifts in pages from a child's coloring book taped together (especially nice for relatives who would enjoy the artwork).
- Wrap gifts in old sheet music.
- Wrap gifts in Sunday comic pages.
- Wrap a present in a present (for example, a hat in a matching scarf, jewelry in a wooden box, cookies in a reusable tin or cookie jar, barbecue grill utensils or picnic supplies in a tablecloth, kitchen gifts in towels or all-purpose cloths).
- If you want to use more traditional wrapping paper, purchase wrapping paper made from recycled paper.

"Green" Holiday Party Tips:

- Save gas by walking to neighborhood parties, or carpool with friends if it's too far to walk.
- After the party, don't throw away the leftovers! Put them in plastic containers or bags and send them home with guests, or donate to food banks.

Project 1: Rustle & Friends Ornaments





IN COLD
WEATHER,
TURN DOWN
YOUR
THERMOSTAT
AT NIGHT...

FROM: **RUSTLE**

...IT CAN
SAVE YOU
10% OR MORE
ON YOUR
HEATING
COSTS.





KEEP THE
FIREPLACE
SEALED
WHEN NOT
IN USE.

FROM: **ROOTY**

FIREPLACES ARE
ENERGY LOSERS,
PULLING HEAT FROM
THE HOUSE UP THROUGH
THE CHIMNEY



Project 2:
Gift Bag Art,
Page 2





PAGE 4: Lesson Plan 120105

Project 3: "Letters to Leaders"

Nancy Coons, Executive Director
Retail Packaging Association, Inc.
P.O. Box 17656
Covington, KY 41017

Dear Ms. Coons:

My name is _____ and I am in the _____ grade at _____ school in _____. I am writing to ask you if your organization is working to reduce the amount of packaging used for products people buy in stores. Even though I like to get things in nice packages, I also know that using too much packaging causes pollution and uses a lot of extra natural resources. Please tell your members that our future depends on how much pollution they cause, and that we hope they will keep us in mind when they make their packaging. Thank you and have a happy holiday season.

Sincerely,

Red Cavaney, President & CEO
American Petroleum Institute
1220 L Street, NW
Washington, DC 20005

Dear Mr. Cavaney:

My name is _____ and I am in the _____ grade at _____ school in _____. I am writing to ask you if your organization is working to reduce our need for oil and natural gas. Even though I am glad we have these fuels to make our lives more convenient, I know that they also cause pollution that I will have to deal with as a grown-up. Please tell your members that even though they are in business to make money, they should also think about our future, and use some of their profits to find alternative fuel sources. Thank you and have a happy holiday season.

Sincerely,

G. Richard Wagoner, Jr., Chairman & CEO
General Motors Corporation
300 Renaissance Ctr., P.O.Box 300
Detroit, MI 48265-3000

Dear Mr. Wagoner:

My name is _____ and I am in the _____ grade at _____ school in _____. I am writing to ask you if General Motors is leading the world in making hybrids and fuel efficient cars. I think General Motors would be better off making cars for the future, not for the past. Please tell your other executives that there might be a lot more people buying GM cars if you would try to make more cars that would help people save money on gas and make less pollution in the environment. Thank you and have a happy holiday season.

Sincerely,
